

KS2 Listening Diary

This listening diary will enable you to listen to a variety of music. It is aimed at children in KS2 (Year 3, 4, 5 & 6)

You can find the music to listen to by:

1. Logging onto Charanga/YUMU if your school or music teacher have given you the login details.
2. Using the web-links in this document
3. Searching for the music online (e.g. Youtube)

By completing the activities, you will show that you:

- can appreciate and understand a wide range of high-quality live and recorded music drawn from different traditions and from great composers and musicians
- can recognise how musical elements are combined and used expressively
- can describe, compare and evaluate different kinds of music using appropriate vocabulary
- know the inter-related dimensions/elements of music and are able to show understanding of these by applying appropriately when describing a piece of music.

The tasks are also a prompt for some literacy and creative work.

Don't forget that you can follow us for updates on:

Twitter @oldhammusic Use #Oldhammusicathome to show us your work!

Facebook Oldham Council Music Service

Website www.oldhammusicervice.co.uk

Many musicians... one harmony

The Inter-related Dimensions of Music (Elements of Music)

Timbre	<p>Another word for instruments or the way the instrument is being played (plucked, bowed, strum etc.)</p> <p>The tone colour of the sound</p>
Pitch	<p>How high or low the note sounds.</p> <p>Is the melody going up (ascending) or going down (descending)? Does it jump or move by step.</p>
Melody	The tune
Dynamics	<p>The volume</p> <p>(loud, soft, crescendo, diminuendo)</p>
Rhythm	<p>The duration/length of the notes.</p> <p>Some good rhythm words: ostinato, polyrhythm</p>
Pulse	The beat – it is always steady, like your heart!
Silence	A very dramatic effect
Tempo	<p>The speed of the music</p> <p>Fast, slow, getting faster (accelerando), getting slower (rallentando)</p>
Form	<p>Another word for the structure of the music</p> <p>Does it have a verse & chorus? Does a section of the music keep re-appearing?</p>
Texture	<p>How much is happening in the music? How many instruments are playing? How many different melodies are playing at the same time?</p>

Listening Diary Activity 1

Title: Olympic Fanfare and Theme

Composer: John Williams

Youtube link: <https://www.youtube.com/watch?v=TkSyUBTFxJU>

This piece of music was composed for the 1984 Olympics. John Williams wanted to write a piece that reflected the spirit of co-operation and heroic achievement.

Task 1

- What is the purpose of this music?
- How does it make you feel?
- Which instruments can you hear?

Task 2

Imagine that you are an Olympic athlete. Write a diary of your training schedule in the week before your Olympic event. Remember to include information about:

- Your sport
- The exercise regime for each day
- The food you have eaten
- How well you are performing (for example, how fast you can run, or how far you can throw the shot-put)

Listening Diary Activity 2

Title: Sabre Dance

Composer: Khachaturian

Youtube link: <https://www.youtube.com/watch?v=mUQHGpxrz-8>

This piece of music describes the whirling dance of the swordsmen; a display of their heroic skill.

Task One

Listen to the music and follow the listening map

Task Two

Design a poster for a concert. The Halle Orchestra will be performing "Sabre Dance" at your primary school. Remember to include the date, time and price of the tickets. Make your poster colourful and eye-catching.

LISTENING MAP Follow this listening map with "Sabre Dance."

INTRODUCTION
16 beats

MAIN THEME

BRIDGE
flute second time

CODA

Listening Diary Activity 3

Title: William Tell

Composer: Rossini

Youtube link: <https://www.youtube.com/watch?v=YIbYCOiETx0>

This piece of music describes galloping, a race and a hero. The piece of music is based on the legend of William Tell.

William Tell, originally came from Burglen in Switzerland. He was known as an expert marksman with the crossbow.

At the time Austria were seeking to dominate the region and Hermann Gessler, an Austrian, raised a pole in the village's central square, hung his hat on top of it, and demanded that all the local townsfolk bow before the hat.

When William Tell passed by the hat without bowing to it, he was arrested and was forced to shoot an apple off the head of his son. If he refused to do this, both William Tell and his son would be executed. William Tell was promised freedom if he successfully shot the apple.

William Tell split the fruit with a single arrow from his crossbow. When Gessler asked William Tell why he had a second arrow in his arrow holder, he answered that if he had killed his son, he would have turned the crossbow on Gessler himself.

Gessler had Tell tied up and brought to his ship to be taken to his castle at Küssnacht. But when a storm broke on Lake Lucerne, Tell managed to escape and, on land, went to Küssnacht, and shot Gessler with his crossbow.

Task One

Listen to the music.

- Can you tap along to the steady beat?
- Which instruments can you hear?

Task Two

When was this music composed? Can you find some facts about Rossini?

Task Three

Imagine that you are William Tell's son. Write the story of what happened to you and your Dad. Draw some pictures to illustrate the story.

Listening Diary Activity 4

Title: Chariots of Fire

Composer: Vangelis

Youtube link: <https://www.youtube.com/watch?v=r78QV5Cwiq0>

Chariots of Fire is a 1981 British film. It tells the fact-based story of two athletes in the 1924 Olympics: Eric Liddell, a devout Scottish Christian who runs for the glory of God, and Harold Abrahams, an English Jew who runs to overcome prejudice.

The music for the film was composed by Vangelis.

Task One

Describe the opening of the music. Try to use musical vocabulary.

Task Two

Imagine that you are a sports reporter at the 2020 Olympics in Tokyo. You have just watched an amazing 100m running race. Write a newspaper article describing the exciting race. Remember to include who won and how fast they ran. You could use the newspaper template if you want to.

Daily News



NEWSPAPER OF THE YEAR

Price: 70p

WIN A
HOLIDAY
FOR TWO!

SEE PAGES
27-28

Advertisement

SparkleBox

Downloaded FREE from SparkleBox KS2
www.sparklebox2.co.uk

Listening Diary Activity 5

Title: One Love/People Get Ready

Composer: Bob Marley

Youtube link: <https://www.youtube.com/watch?v=opu2tXoVnKU>

This style of music is called Reggae and it comes from Jamaica.

Jamaica is the third largest island in the Caribbean. The name Jamaica means 'land of wood and water.' The mountains are covered with forests. There are bays and beaches all around the island. The capital city is Kingston, it has many shops, a large harbour and an airport. Bananas are the most important crop. A ship leaves Jamaica once a week with bananas for the U.K.


Task

Listen to "One Love/People Get Ready".

Imagine you are on holiday in Jamaica.

- How did you travel to Jamaica?
- What are you doing?
- What is the weather like?
- Who have you taken with you on holiday?

Design and write a postcard from your holiday in Jamaica. Remember that it will need a picture on one side and your message on the other side. You can either draw/paint your own picture, or you can print one from the internet or use one of your own photos.



Listening Diary Activity 6

Title: Eine Kleine Nachtmusik - 3rd movement

Composer: Mozart

Youtube link: https://www.youtube.com/watch?v=o1FSN8_pp_o

This piece of music is in Ternary Form - ABA

Section A (begins at 0 seconds)

Section B (begins at 48 seconds)

Section A (Can you spot it?)

Task One

Listen to the music and make sure you can hear the different sections (A and B)

Task Two

Imagine that Section A and Section B are describing two very different people, characters or animals. Who are they? What are they doing? Where are they?

Write a poem about the 2 characters.



Listening Diary Activity 7

Title: Flight of the Bumblebee

Composer: Rimsky-Korsakov

Youtube link: <https://www.youtube.com/watch?v=6QV1RGMLUKE>

The busy, buzzy bees are busily buzzing round the garden.

Task

1. Describe the tempo of this piece of music.
2. Describe the dynamics in the music.
3. Which instruments can you hear?
4. The string instruments use their bows to play the notes, but they also do something else to make the sound. What do they do?



Listening Diary Activity 8

Title: The typewriter

Composer: Leroy Anderson

Youtube link: <https://www.youtube.com/watch?v=jinGW7ZDGPM>

Task One

Somebody is typing very fast and frantically. How does the music make it sound like this?

Task Two

Use your imagination to answer these questions

Who is typing?

What are they writing about?

Who are they sending their typing to?

Task Three

Design a job advert for the position of “Typing Manager”. Make sure you include hours worked, duties, salary, where, holidays and what sort of person this job would suit. You could include pictures and a logo on your advert.



Listening Diary Activity 9

Title: *Death or Glory*

Composer: R.B. Hall

Youtube link: https://www.youtube.com/watch?v=Ls_IVhM_GZ8

Task One

Imagine that you are watching a brass band marching. Write a newspaper report to describe the event.

In your report think about these things:

What is the atmosphere like? How many people are watching? What does it sound like? Which instruments can you see and hear? Describe the uniform that the band is wearing.





Listening Diary Activity 10

Title: We'll meet again

Composer: Ross Parker and Hughie Charles

(sung by Vera Lynn)

Youtube link: https://www.youtube.com/watch?v=HsM_VmN6ytk



Listen carefully to the words of this song. It is one of the most famous songs of the Second World War.

Many soldiers did not survive to see their loved ones again, so some of them never did "meet again".



Task 1

Describe this piece of music. Think about:

- The instruments
- The tempo (speed)
- The lyrics (words of the song)
- The structure of the song (Is there an introduction, verse, chorus?)



Task 2

You are having a party to celebrate the end of World War 2.

Design an invitation to send to all your friends and family.

Include the venue, date and time.

Make your invitation as colourful and exciting as possible.



Listening Diary Activity 11

Title: Carnival of the Animals - Aquarium

Composer: Saint-Saens

Youtube link: <https://www.youtube.com/watch?v=IyFpZ5MZ7kk>

Task One

Describe this piece of music. Think about:

Tempo (speed)

Dynamics (volume)

Instruments/timbre


Melody (tune)


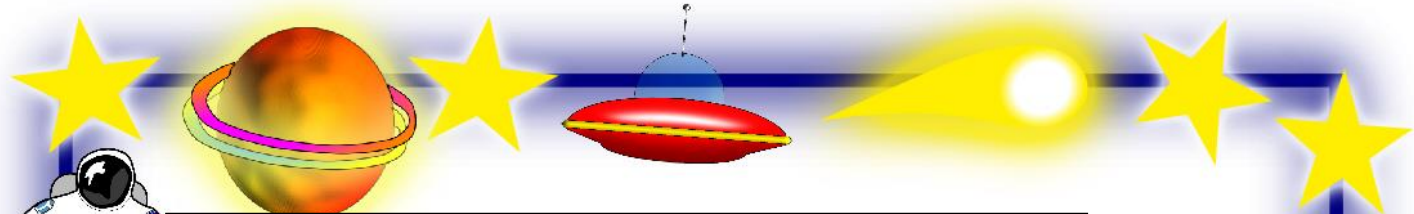
Task Two

You are the manager of a Scuba Diving company in Australia. You take tourists scuba diving on the Great Barrier Reef. Design a leaflet to advertise your company.




You will need to include:

- pictures of the sea-life that tourists might see when they are diving
- prices





Listening Diary Activity 12
Title: The Planet Suite - Neptune
Composer: Gustav Holst
 Youtube link: <https://www.youtube.com/watch?v=ZQQGi4gN6gI>


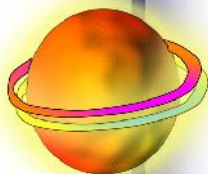


Task One

You are an astronaut in your spaceship.

Write your daily diary-log for today. Include:

- the date,
- your destination
- the things you have done today
- what you can see through the space-ship window
- how you are feeling

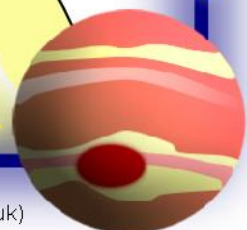

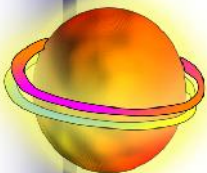



Task Two

Find out the titles of all the pieces of music in Holst's "The Planet Suite"

Try to find these to listen to online.

Which is your favourite and why?



Listening Diary Activity 13

Title: *Peer Gynt - Morning*

Composer: *Grieg*

Youtube link: <https://www.youtube.com/watch?v=QCiqho5Dzfy>

This piece of music describes the dawn as the sun rises.

Task One

Listen to the music.

Can you describe the music? Think about the dynamics, instruments and tempo.

Task Two

Where is the sun rising? What happens as the sun climbs higher into the sky?

Write a poem or story about the sun rising.